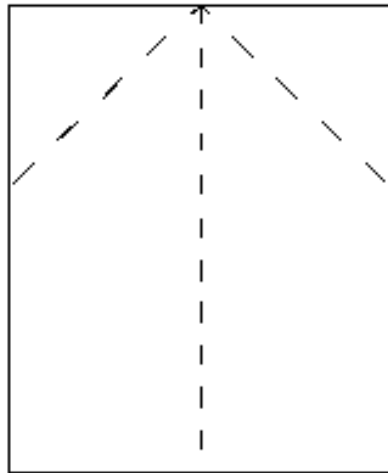
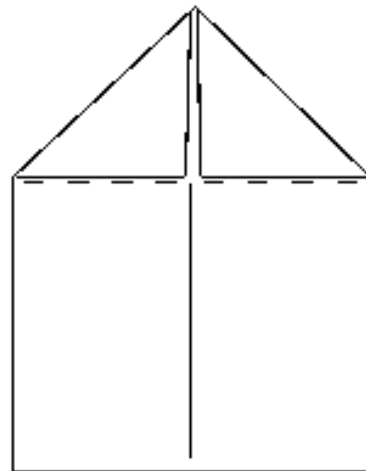


The EAGLE

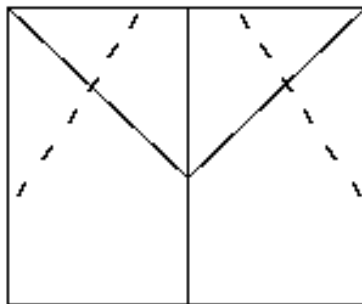
This is a very stable plane. It can fly straight with little adjustment. Curve the elevators up for loops.



Fold an 8.5 x 11 inch sheet of paper in half lengthwise and open back up. Fold the top corners down to the center.

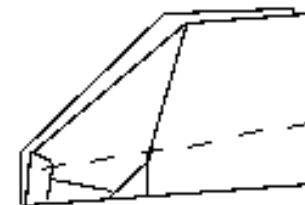
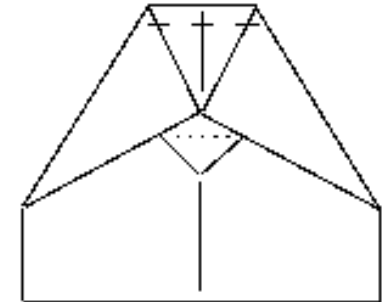


Fold the top down.

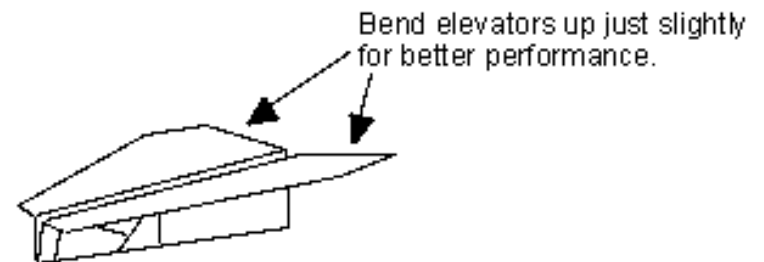


Fold the corners in to the middle.

Fold the little point up, fold the top 0.5 inch down, and fold the airplane in half away from you.



Now fold the wings out at an angle as shown.

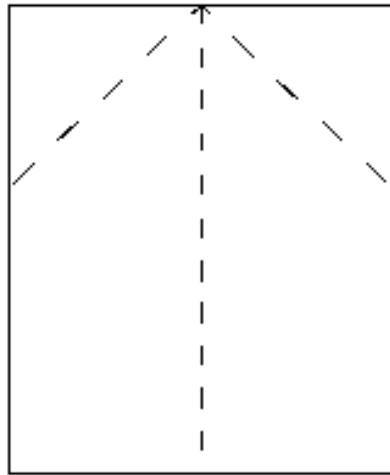


Bend elevators up just slightly for better performance.

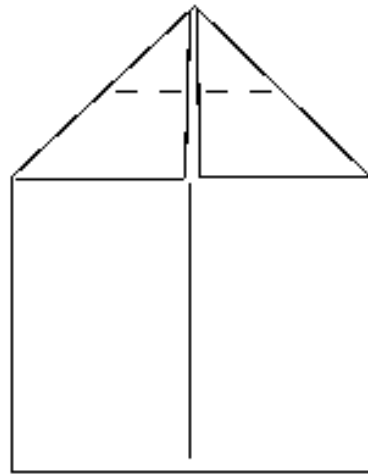
Museum Note: Which plane flies farthest? Which flies most reliably? Why do you think that is? Test different designs by different people!

High Glider

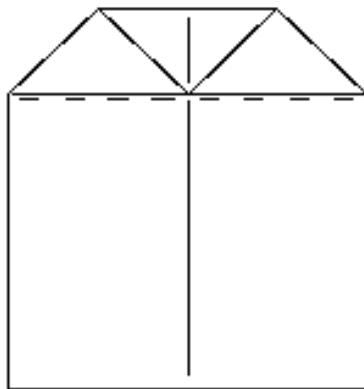
If you throw this one almost straight up, you may get flights of 10 seconds. It is also a good, straight indoor airplane.



Fold an 8.5 x 11 inch sheet of paper in half lengthwise and open back up. Fold the top corners down to the center.

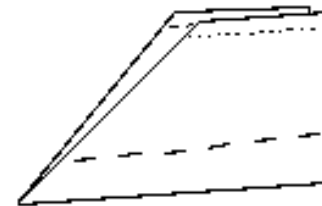
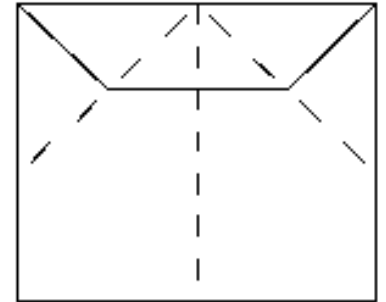


Now fold the point over to the bottom of the previous folds.

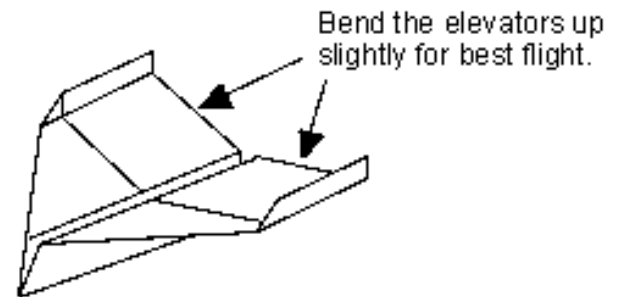


Fold the top down

Fold the top corners down to the center. Fold the plane in half towards you.

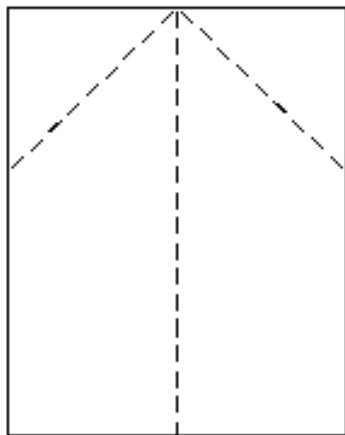


Now fold the wings out at an angle as shown. Fold the wingtips up.



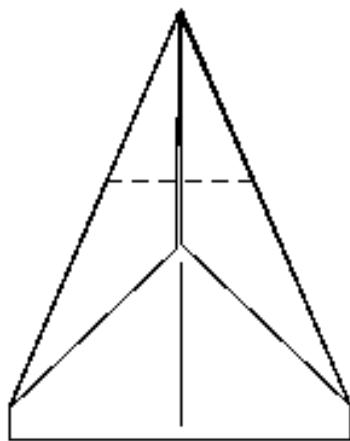
Floating Dart

This design is a variation on the dart, the most common paper airplane that exists. This one has more weight in the nose and two flaps that increase both lift and drag.

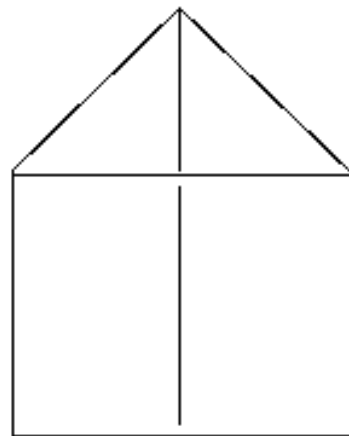


Fold an 8.5 x 11 inch sheet of paper in half and open back up. Then fold the top corners to the middle.

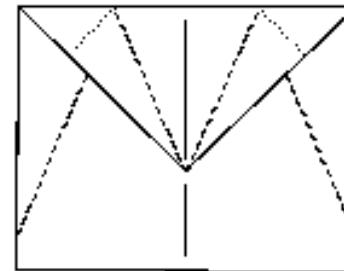
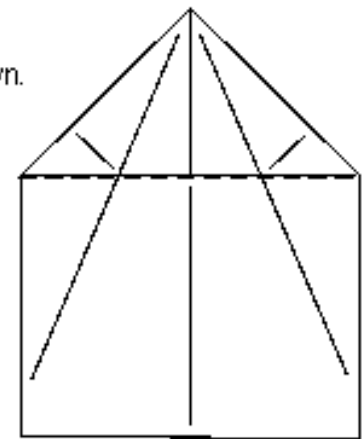
Fold the edges to the middle.



Now fold the top down, crease well, and unfold.

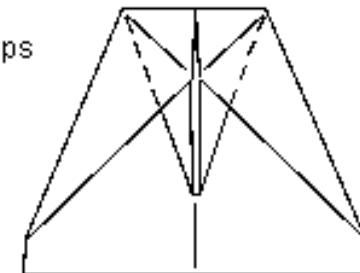


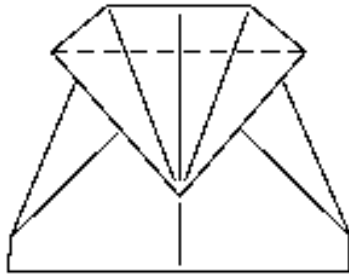
Fold the whole top section down.



Now fold the specified creases backwards.

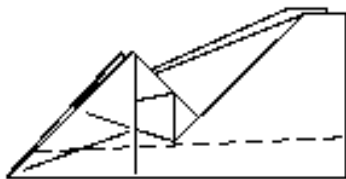
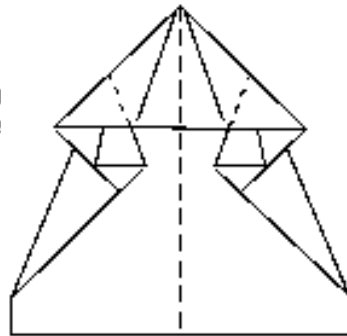
Fold the middle flaps outward



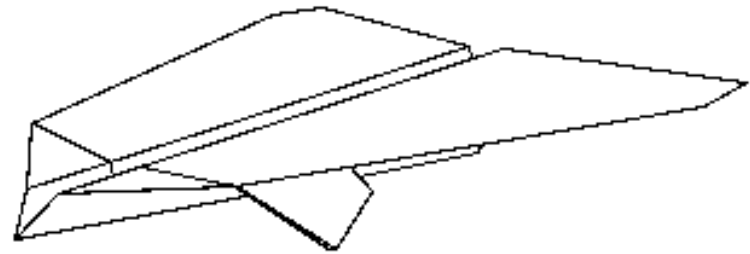


Fold up.

Fold the flaps on the sides in and open again. Then fold the plane in half away from you.



Fold the wings down at a slight angle. Bend the front flaps down a little.



If you unfold the front flaps so that they are perpendicular to the wings, the plane will fly slower.